


4627 m.

## GRAN PREMI MONSTER ENERGY DE CATALUNYA

## Free Practice Nr. 1

## Classification

3

	Rider	Nation	Team	Motorcycle	Time	Lap Total	Gap	Top Speed
1	20 Fabio QUARTARARO	FRA	Petronas Yamaha SRT	YAMAHA	<b>1'40.431</b>	20		<b>339.6</b>
2	4 Andrea DOVIZIOSO	ITA	Ducati Team	DUCATI	<b>1'40.861</b>	19	0.430	0.430 <b>346.1</b>
3	36 Joan MIR	SPA	Team SUZUKI ECSTAR	SUZUKI	<b>1'41.060</b>	18	0.629	0.199 <b>340.6</b>
4	12 Maverick VIÑALES	SPA	Monster Energy Yamaha MotoGP	YAMAHA	<b>1'41.105</b>	5	0.674	0.045 <b>339.6</b>
5	41 Aleix ESPARGARO	SPA	Aprilia Racing Team Gresini	APRILIA	<b>1'41.195</b>	19	0.764	0.090 <b>342.8</b>
6	21 Franco MORBIDELLI	ITA	Petronas Yamaha SRT	YAMAHA	<b>1'41.219</b>	7	0.788	0.024 <b>335.4</b>
7	42 Alex RINS	SPA	Team SUZUKI ECSTAR	SUZUKI	<b>1'41.316</b>	7	0.885	0.097 <b>339.6</b>
8	46 Valentino ROSSI	ITA	Monster Energy Yamaha MotoGP	YAMAHA	<b>1'41.536</b>	6	1.105	0.220 <b>342.8</b>
9	35 Cal CRUTCHLOW	GBR	LCR Honda CASTROL	HONDA	<b>1'41.549</b>	13	1.118	0.013 <b>337.5</b>
10	88 Miguel OLIVEIRA	POR	Red Bull KTM Tech 3	KTM	<b>1'41.592</b>	6	1.161	0.043 <b>339.6</b>
11	30 Takaaki NAKAGAMI	JPN	LCR Honda IDEMITSU	HONDA	<b>1'41.609</b>	8	1.178	0.017 <b>338.5</b>
12	5 Johann ZARCO	FRA	Esponsorama Racing	DUCATI	<b>1'41.625</b>	6	1.194	0.016 <b>342.8</b>
13	27 Iker LECUONA	SPA	Red Bull KTM Tech 3	KTM	<b>1'41.640</b>	12	1.209	0.015 <b>339.6</b>
14	38 Bradley SMITH	GBR	Aprilia Racing Team Gresini	APRILIA	<b>1'41.643</b>	10	1.212	0.003 <b>338.5</b>
15	63 Francesco BAGNAIA	ITA	Pramac Racing	DUCATI	<b>1'41.790</b>	16	1.359	0.147 <b>343.9</b>
16	44 Pol ESPARGARO	SPA	Red Bull KTM Factory Racing	KTM	<b>1'41.833</b>	6	1.402	0.043 <b>345.0</b>
17	6 Stefan BRADL	GER	Repsol Honda Team	HONDA	<b>1'41.969</b>	5	1.538	0.136 <b>341.7</b>
18	43 Jack MILLER	AUS	Pramac Racing	DUCATI	<b>1'42.026</b>	17	1.595	0.057 <b>347.2</b>
19	9 Danilo PETRUCCI	ITA	Ducati Team	DUCATI	<b>1'42.059</b>	7	1.628	0.033 <b>342.8</b>
20	73 Alex MARQUEZ	SPA	Repsol Honda Team	HONDA	<b>1'42.061</b>	5	1.630	0.002 <b>343.9</b>
21	33 Brad BINDER	RSA	Red Bull KTM Factory Racing	KTM	<b>1'42.335</b>	6	1.904	0.274 <b>340.6</b>
22	53 Tito RABAT	SPA	Esponsorama Racing	DUCATI	<b>1'42.992</b>	13	2.561	0.657 <b>336.4</b>

Practice condition: **Dry**Air: **18°**Humidity: **40%**Ground: **18°**

<b>Fastest Lap:</b>	Lap: 20	<b>Fabio QUARTARARO</b>	<b>1'40.431</b>	165.8 Km/h
<b>Best Race Lap:</b>	2018	<b>Jorge LORENZO</b>	<b>1'40.021</b>	166.5 Km/h
<b>All Time Lap Record:</b>	2018	<b>Jorge LORENZO</b>	<b>1'38.680</b>	168.8 Km/h

The results are provisional until the end of the limit for protest and appeals.

Time limit for protest expires 30' after publication of the results - ..... Time: .....

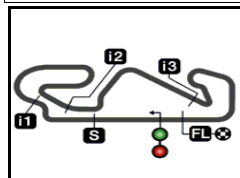
These data/results cannot be reproduced, stored and/or transmitted in whole or in part by any manner of electronic, mechanical, photocopying, recording, broadcasting or otherwise now known or herein after developed without the previous express consent by the copyright owner, except for reproduction in daily press and regular printed publications on sale to the public within 60 days of the event related to those data/results and always provided that copyright symbol appears together as follows below.

© DORNA, 2020

Official MotoGP Timing by TISSOT  
www.motogp.com

Barcelona, Friday, September 25, 2020





4627 m.

## GRAN PREMI MONSTER ENERGY DE CATALUNYA

## Free Practice Nr. 1

## Top Speed &amp; Average

4



Rider	Nation	Motorcycle	Top 5 speeds					Average	Top
43 Jack MILLER	AUS	DUCATI	347.2	345.0	345.0	343.9	342.8	344.5	347.2
4 Andrea DOVIZIOSO	ITA	DUCATI	346.1	343.9	342.8	342.8	341.7	343.0	346.1
44 Pol ESPARGARO	SPA	KTM	345.0	341.7	341.7	341.7	340.6	341.9	345.0
63 Francesco BAGNAIA	ITA	DUCATI	343.9	342.8	342.8	342.8	341.7	342.6	343.9
73 Alex MARQUEZ	SPA	HONDA	343.9	342.8	342.8	342.8	342.8	342.9	343.9
5 Johann ZARCO	FRA	DUCATI	342.8	340.6	338.5	338.5	338.5	339.6	342.8
9 Danilo PETRUCCI	ITA	DUCATI	342.8	341.7	340.6	340.6	339.6	340.5	342.8
41 Aleix ESPARGARO	SPA	APRILIA	342.8	342.8	341.7	340.6	340.6	341.3	342.8
46 Valentino ROSSI	ITA	YAMAHA	342.8	339.6	339.6	339.6	338.5	340.0	342.8
6 Stefan BRADL	GER	HONDA	341.7	340.6	340.6	339.6	339.6	340.1	341.7
33 Brad BINDER	RSA	KTM	340.6	339.6	338.5	338.5	338.5	339.1	340.6
36 Joan MIR	SPA	SUZUKI	340.6	340.6	339.6	339.6	338.5	339.4	340.6
12 Maverick VIÑALES	SPA	YAMAHA	339.6	339.6	339.6	338.5	338.5	338.8	339.6
20 Fabio QUARTARARO	FRA	YAMAHA	339.6	338.5	338.5	336.4	335.4	336.7	339.6
27 Iker LECUONA	SPA	KTM	339.6	338.5	337.5	336.4	336.4	337.7	339.6
42 Alex RINS	SPA	SUZUKI	339.6	339.6	339.6	338.5	338.5	339.0	339.6
88 Miguel OLIVEIRA	POR	KTM	339.6	339.6	339.6	338.5	338.5	338.9	339.6
30 Takaaki NAKAGAMI	JPN	HONDA	338.5	337.5	337.5	337.5	336.4	337.5	338.5
38 Bradley SMITH	GBR	APRILIA	338.5	338.5	338.5	337.5	337.5	338.0	338.5
35 Cal CRUTCHLOW	GBR	HONDA	337.5	336.4	335.4	334.3	334.3	335.6	337.5
53 Tito RABAT	SPA	DUCATI	336.4	336.4	334.3	334.3	331.2	334.5	336.4
21 Franco MORBIDELLI	ITA	YAMAHA	335.4	333.3	333.3	332.3	332.3	332.7	335.4

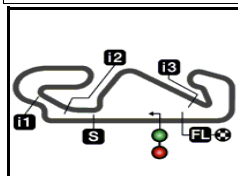
These data/results cannot be reproduced, stored and/or transmitted in whole or in part by any manner of electronic, mechanical, photocopying, recording, broadcasting or otherwise now known or herein after developed without the previous express consent by the copyright owner, except for reproduction in daily press and regular printed publications on sale to the public within 60 days of the event related to those data/results and always provided that copyright symbol appears together as follows below.

© DORNA, 2020

Official MotoGP Timing by TISSOT  
www.motogp.com



Barcelona, Friday, September 25, 2020



4627 m.

## GRAN PREMI MONSTER ENERGY DE CATALUNYA

## Free Practice Nr. 1

## Chronological Analysis of Performances

5

\* Lap / Sector time cancelled

T1 Time from finish line to 1st intermediate

T3 Time from 2nd intermed. to 3rd intermed.

P Crossing the finish line in pit lane

T2 Time from 1st intermed. to 2nd intermed.

T4 Time from 3rd intermediate to finish line

\*\*Tyre data subject to further updates

Lap	Lap Time	T1	T2	T3	T4	Speed	Lap	Lap Time	T1	T2	T3	T4	Speed	
<b>1st</b>	<b>20</b>	<b>Fabio QUARTARARO</b> YAMAHA FRA						9	<b>1'43.392</b>	17.415	32.385	21.113	32.479	341.7
		Petronas Yamaha SRT						10	<b>1'42.387</b>	17.323	32.432	21.120	31.512	340.6
		Runs=3 Total laps=20 Full laps=15						11	1'53.255 P	17.534	32.378	21.246	42.097	339.6
Run #	1	Front Tyre	Slick-Soft	Rear Tyre	Slick-Medium	Speed	Run #	3	Front Tyre	Slick-Soft	Rear Tyre	Slick-Soft	Speed	
			New Tyre		New Tyre					New Tyre		New Tyre		
1	2'01.364	19.565	34.808	22.447	32.467	224.0	12	7'55.571	20.570	35.592	22.424	32.439	177.0	
2	<b>1'43.333</b>	18.029	32.408	21.361	31.535	330.2	13	<b>1'44.048</b>	18.386	32.729	21.175	31.758	330.2	
3	<b>1'41.551</b>	17.506	31.954	20.974	31.117	335.4	14	<b>1'41.600</b>	17.346	32.064	20.968	31.222	341.7	
4	<b>1'41.377</b>	17.404	31.886	20.910	31.177	334.3	15	<b>1'41.347</b>	17.266	31.881	20.890	31.310	342.8	
5	<b>1'41.532</b>	17.459	31.779	20.890	31.404	335.4	16	<b>1'42.215</b>	17.507	32.543	20.925	31.240	342.8	
6	<b>1'41.577</b>	17.501	31.757	20.988	31.331	334.3	17	<b>1'40.979</b>	17.168	31.903	20.784	31.124	332.3	
7	<b>1'40.972</b>	17.188	31.836	20.913	31.035	335.4	18	<b>1'43.194</b>	17.220	32.340	21.439	32.195	332.3	
8	1'56.671 P	18.240*	34.720*	21.464	42.247	335.4	19	<b>1'40.861</b>	17.113	31.860	20.790	31.098	343.9	
Run #	2	Front Tyre	Slick-Soft	Rear Tyre	Slick-Medium	Speed	Run #	36	Front Tyre	Slick-Soft	Rear Tyre	Slick-Medium	Speed	
			8 Laps at start		8 Laps at start									
9	6'43.656	18.551	32.909	21.302	31.342	220.8								
10	<b>1'41.273</b>	17.368	31.885	20.846	31.174	334.3								
11	<b>1'41.368</b>	17.324	31.853	20.903	31.288	334.3								
12	<b>1'41.481</b>	17.246	31.994	20.945	31.296	334.3								
13	<b>1'41.518</b>	17.279	32.049	20.965	31.225	335.4								
14	<b>1'41.587</b>	17.319	32.113	20.874	31.281	334.3								
15	1'57.383 P	17.717*	35.030*	21.597	43.039	334.3								
Run #	3	Front Tyre	Slick-Soft	Rear Tyre	Slick-Medium	Speed	Run #	1	Front Tyre	Slick-Soft	Rear Tyre	Slick-Medium	Speed	
			15 Laps at start		New Tyre					New Tyre		New Tyre		
16	8'34.638	22.653	33.251	21.086	33.207	189.4	1	2'51.953	22.224	36.078	23.259	33.425	170.8	
17	<b>1'40.584</b>	17.289	31.699	20.680	30.916	338.5	2	<b>1'45.675</b>	18.581	33.076	21.879	32.139	312.1	
18	<b>1'40.630</b>	17.356	31.581	20.826	30.867	336.4	3	<b>1'44.205</b>	17.981	32.459	21.505	32.260	329.2	
19	<b>1'40.623</b>	17.221	31.799	20.700	30.903	338.5	4	<b>1'43.059</b>	17.873	32.216	21.295	31.675	334.3	
20	<b>1'40.431</b>	17.210	31.670	20.685	30.866	339.6	5	<b>1'41.905</b>	17.457	31.876	21.147	31.425	338.5	
							6	<b>1'41.991</b>	17.384	32.062	21.024	31.521	339.6	
							7	<b>1'41.405</b>	17.450	31.795	20.946	31.214	337.5	
							8	<b>1'42.092</b>	17.369	31.978	21.223	31.522	336.4	
							9	<b>1'46.649</b>	17.336	32.070	21.336	35.907	338.5	
							10	<b>1'41.567</b>	17.376	31.956	20.897	31.338	338.5	
							unfinished		17.332				337.5	
Run #	2	Front Tyre	Slick-Soft	Rear Tyre	Slick-Medium	Speed	Run #	2	Front Tyre	Slick-Soft	Rear Tyre	Slick-Medium	Speed	
			New Tyre		New Tyre					New Tyre		New Tyre		
11	<b>1'52.976</b>	21.825	36.869	22.039	32.243	179.4	11	<b>1'52.976</b>	21.825	36.869	22.039	32.243	179.4	
12	<b>1'43.203</b>	17.927	32.441	21.249	31.586	327.2	12	<b>1'43.203</b>	17.927	32.441	21.249	31.586	327.2	
13	<b>1'41.515</b>	17.354	31.859	21.018	31.284	337.5	13	<b>1'41.515</b>	17.354	31.859	21.018	31.284	337.5	
14	<b>1'41.457</b>	17.411	31.857	20.970	31.219	336.4	14	<b>1'41.457</b>	17.411	31.857	20.970	31.219	336.4	
15	<b>1'41.409</b>	17.301	31.825	20.922	31.361	339.6	15	<b>1'41.409</b>	17.301	31.825	20.922	31.361	339.6	
16	<b>1'41.064</b>	17.254	31.785	20.849	31.176	337.5	16	<b>1'41.064</b>	17.254	31.785	20.849	31.176	337.5	
17	<b>1'41.414</b>	17.248	31.896	20.991	31.279	340.6	17	<b>1'41.414</b>	17.248	31.896	20.991	31.279	340.6	
18	<b>1'41.060</b>	17.258	31.830	20.803	31.169	335.4	18	<b>1'41.060</b>	17.258	31.830	20.803	31.169	335.4	
19	<b>1'44.434</b>	17.230	32.999	21.691	32.514	337.5	19	<b>1'44.434</b>	17.230	32.999	21.691	32.514	337.5	
20	<b>1'41.679</b>	17.374	31.989	21.001	31.315	340.6	20	<b>1'41.679</b>	17.374	31.989	21.001	31.315	340.6	
Run #	4	Front Tyre	Slick-Medium	Rear Tyre	Slick-Medium	Speed	Run #	1	Front Tyre	Slick-Medium	Rear Tyre	Slick-Medium	Speed	
			New Tyre		New Tyre					New Tyre		New Tyre		
1	2'11.682	21.847	35.513	22.600	32.918	171.9	1	2'11.682	21.847	35.513	22.600	32.918	171.9	
2	<b>1'45.864</b>	18.438	33.569	21.830	32.027	302.5	2	<b>1'45.864</b>	18.438	33.569	21.830	32.027	302.5	
3	<b>1'43.947</b>	18.020	32.778	21.421	31.728	313.9	3	<b>1'43.947</b>	18.020	32.778	21.421	31.728	313.9	
4	<b>1'42.700</b>	17.486	32.420	21.206	31.588	337.5	4	<b>1'42.700</b>	17.486	32.420	21.206	31.588	337.5	
5	<b>1'42.379</b>	17.279	32.277	21.344	31.479	341.7	5	<b>1'42.379</b>	17.279	32.277	21.344	31.479	341.7	
6	1'52.420 P	17.462	32.256	20.879	41.823	346.1	6	1'52.420 P	17.462	32.256	20.879	41.823	346.1	
Run #	2	Front Tyre	Slick-Medium	Rear Tyre	Slick-Medium	Speed	Run #	2	Front Tyre	Slick-Medium	Rear Tyre	Slick-Medium	Speed	
			6 Laps at start		6 Laps at start					New Tyre		New Tyre		
7	8'27.020	20.885	33.529	21.462	32.510	169.0	7	8'27.020	20.885	33.529	21.462	32.510	169.0	
8	<b>1'43.422</b>	17.605	32.651	21.230	31.936	340.6	8	<b>1'43.422</b>	17.605	32.651	21.230	31.936	340.6	

**Fastest Lap:** Fabio QUARTARARO Petronas Yamaha SR FRA **1'40.431** 17.210 31.670 20.685 30.866

These data/results cannot be reproduced, stored and/or transmitted in whole or in part by any manner of electronic, mechanical, photocopying, recording, broadcasting or otherwise now known or herein after developed without the previous express consent by the copyright owner, except for reproduction in daily press and regular printed publications on sale to the public within 60 days of the event related to those data/results and always provided that copyright symbol appears together as follows below.  
© DORNA, 2020



# Free Practice Nr. 1

# MotoGP

Lap	Lap Time	T1	T2	T3	T4	Speed	Lap	Lap Time	T1	T2	T3	T4	Speed	
<b>4th</b>	<b>12</b>	<b>Maverick VIÑALES</b>				YAMAHA	SPA	17	<b>1'41.527</b>	17.423	31.954	20.886	31.264	340.6
		Monster Energy Yamaha MotoGP						18	<b>1'41.849</b>	17.439	31.897	20.957	31.556	340.6
		Runs=2	Total laps=22	Full laps=16	19	<b>1'41.195</b>	17.264	31.860	20.847	31.224	342.8			
Run #	1	Front Tyre	Slick-Soft	Rear Tyre	Slick-Medium									
			New Tyre	New Tyre										
1	3'39.672	19.299	33.784	22.116	32.442	214.2								
2	<b>1'43.205</b>	17.918	32.207	21.562	31.518	321.4								
3	<b>1'41.988</b>	17.435	31.901	21.156	31.496	334.3								
4	<b>1'41.272</b>	17.182	31.809	20.982	31.299	337.5								
5	<b>1'41.105</b>	17.201	<b>31.763</b>	20.893	31.248	337.5								
6	<b>1'41.177</b>	17.199	31.803	21.049	<b>31.126</b>	338.5								
7	<b>1'41.150</b>	17.182	31.764	20.948	31.256	338.5								
8	<b>1'43.203</b>	<b>17.173</b>	31.781	<b>20.805</b>	33.444	336.4								
9	1'51.184	P 17.229	31.880	20.915	41.160	338.5								
Run #	2	Front Tyre	Slick-Soft	Rear Tyre	Slick-Medium									
			9 Laps at start	9 Laps at start										
10	8'10.783	19.039	32.607	21.279	31.444	190.1								
11	<b>1'41.386</b>	17.333	31.969	20.888	31.196	<b>339.6</b>								
12	<b>1'42.637</b>	17.227	32.847	21.210	31.353	339.6								
13	<b>1'41.553</b>	17.264	31.966	20.943	31.380	338.5								
14	<b>1'41.441</b>	17.234	31.973	20.898	31.336	336.4								
15	<b>1'44.162</b>	18.909	32.713	21.070	31.470	336.4								
16	<b>1'41.555</b>	17.236	31.917	21.084	31.318	336.4								
17	1'43.923	* 17.217	32.125	21.465*	33.116	338.5								
18	<b>1'41.824</b>	17.343	32.085	20.977	31.419	337.5								
19	1'42.024	* 17.342	32.130	21.118	31.434	338.5								
20	<b>1'41.853</b>	17.303	32.124	20.988	31.438	335.4								
21	1'42.129	* 17.256	32.279	21.065	31.529*	338.5								
22	<b>1'42.341</b>	17.291	32.276	21.175	31.599	339.6								
<b>5th</b>	<b>41</b>	<b>Aleix ESPARGARO</b>				APRILIA	SPA							
		Aprilia Racing Team Gresini												
		Runs=3	Total laps=19	Full laps=13										
Run #	1	Front Tyre	Slick-Soft	Rear Tyre	Slick-Medium									
			New Tyre	New Tyre										
1	2'12.780	19.531	35.543	22.255	32.924	216.0								
2	<b>1'44.088</b>	18.167	32.877	21.370	31.674	313.0								
3	<b>1'42.752</b>	17.679	32.167	21.183	31.723	331.2								
4	<b>1'42.353</b>	17.517	32.147	20.856	31.833	339.6								
5	<b>1'42.008</b>	17.447	32.047	20.936	31.578	340.6								
6	<b>1'42.197</b>	17.501	32.028	21.073	31.595	341.7								
7	1'53.962	P 17.855	32.607	21.178	42.322	336.4								
Run #	2	Front Tyre	Slick-Soft	Rear Tyre	Slick-Medium									
			7 Laps at start	7 Laps at start										
8	8'23.280	19.013	33.592	21.336	32.073	193.5								
9	<b>1'42.881</b>	17.638	32.408	21.203	31.632	339.6								
10	<b>1'42.023</b>	17.607	32.121	20.906	31.389	<b>342.8</b>								
11	2'26.056	P 17.472	58.627	25.959	43.998	337.5								
Run #	3	Front Tyre	Slick-Soft	Rear Tyre	Slick-Medium									
			11 Laps at start	New Tyre										
12	6'40.866	19.402	33.630	21.318	31.766	205.7								
13	<b>1'42.337</b>	17.674	32.233	20.912	31.518	339.6								
14	<b>1'41.755</b>	17.462	32.018	<b>20.808</b>	31.467	340.6								
15	<b>1'43.497</b>	17.426	32.014	21.366	32.691	340.6								
16	1'46.490	* 17.573	32.005	20.918	35.994	333.3								
<b>6th</b>	<b>21</b>	<b>Franco MORBIDELLI</b>				YAMAHA	ITA							
		Petronas Yamaha SRT												
		Runs=3	Total laps=20	Full laps=14										
Run #	1	Front Tyre	Slick-Soft	Rear Tyre	Slick-Medium									
			New Tyre	New Tyre										
1	1'58.981	20.862	35.505	22.919	32.543	211.7								
2	<b>1'43.791</b>	18.071	32.527	21.553	31.640	323.3								
3	<b>1'42.063</b>	17.647	31.908	21.035	31.473	332.3								
4	<b>1'41.407</b>	17.536	31.874	<b>20.852</b>	31.145	331.2								
5	<b>1'41.662</b>	17.465	31.858	21.021	31.318	332.3								
6	<b>1'41.840</b>	17.514	31.829	21.097	31.400	332.3								
7	<b>1'41.219</b>	<b>17.292</b>	<b>31.734</b>	21.057	<b>31.136</b>	333.3								
8	1'41.531	* 17.377	31.857	20.897	31.400*	332.3								
9	1'56.729	P 17.452	34.435	21.909	42.933	332.3								
Run #	2	Front Tyre	Slick-Soft	Rear Tyre	Slick-Medium									
			9 Laps at start	9 Laps at start										
10	8'20.962	21.353	33.680	22.078	32.111	152.7								
11	<b>1'42.547</b>	17.705	32.410	21.024	31.408	332.3								
12	<b>1'41.845</b>	17.537	31.974	20.906	31.428	333.3								
13	<b>1'41.706</b>	17.342	31.925	20.985	31.454	332.3								
14	<b>1'41.590</b>	17.326	32.058	20.893	31.313	332.3								
15	<b>1'41.573</b>	17.377	31.981	20.901	31.314	329.2								
16	<b>1'41.693</b>	17.408	32.067	20.878	31.340	331.2								
17	2'02.817	P 22.026*	36.613*	21.787	42.391	329.2								
Run #	3	Front Tyre	Slick-Soft	Rear Tyre	Slick-Medium									
			17 Laps at start	17 Laps at start										
18	5'33.100	21.988	33.633	21.439	32.114	146.9								
19	<b>1'42.732</b>	17.635	32.309	21.100	31.688	332.3								
20	<b>1'42.450</b>	17.478	32.211	21.145	31.616	<b>335.4</b>								
<b>7th</b>	<b>42</b>	<b>Alex RINS</b>				SUZUKI	SPA							
		Team SUZUKI ECSTAR												
		Runs=3	Total laps=20	Full laps=13										
Run #	1	Front Tyre	Slick-Soft	Rear Tyre	Slick-Medium									
			New Tyre	New Tyre										
1	2'26.970	19.593	34.302	21.711	32.611	210.5								
2	<b>1'44.301</b>	17.967	32.667	21.150	32.517	334.3								
3	<b>1'42.700</b>	17.558	32.520	21.126	31.496	336.4								
4	<b>1'42.014</b>	17.394	32.259	20.996	31.365	337.5								
5	<b>1'41.722</b>	17.332	32.064	20.992	31.334	338.5								
6	<b>1'41.909</b>	17.283	32.218	20.988	31.420	337.5								
7	<b>1'41.316</b>	<b>17.237</b>	<b>32.017</b>	20.811	<b>31.251</b>	<b>339.6</b>								
8	1'57.550	P 18.201*	35.864*	21.486	41.999	336.4								
Run #	2	Front Tyre	Slick-Soft	Rear Tyre	Slick-Medium									
			8 Laps at start	8 Laps at start										
9	6'31.990	19.641	33.651	24.341	32.409	179.1								
10	<b>1'41.816</b>	17.291	32.170	<b>20.756</b>	31.599	339.6								
11	<b>1'42.008</b>	17.315	32.154	20.952	31.587	338.5								
12	<b>1'42.258</b>	17.555	32.336	20.877	31.490	336.4								
13	<b>1'42.111</b>	17.359	32.278	20.954	31.520	336.4								
14	<b>1'41.937</b>	17.288	32.173	21.059	31.417	338.5								
15	1'58.806	P 19.989*	35.298*	21.530	41.989	335.4								
<b>Fastest Lap:</b> Fabio QUARTARARO							Petronas Yamaha SR	FRA	<b>1'40.431</b>	17.210	31.670	20.685	30.866	

These data/results cannot be reproduced, stored and/or transmitted in whole or in part by any manner of electronic, mechanical, photocopying, recording, broadcasting or otherwise now known or herein after developed without the previous express consent by the copyright owner, except for reproduction in daily press and regular printed publications on sale to the public within 60 days of the event related to those data/results and always provided that copyright symbol appears together as follows below.  
© DORNA, 2020

Official MotoGP Timing by TISSOT  
www.motogp.com

Barcelona, Friday, September 25, 2020

Page 2 of 6



# Free Practice Nr. 1

# MotoGP

Lap	Lap Time	T1	T2	T3	T4	Speed	Lap	Lap Time	T1	T2	T3	T4	Speed
<b>Run # 3</b>	<i>Front Tyre</i>	<b>Slick-Soft</b>		<i>Rear Tyre</i>	<b>Slick-Medium</b>		12	<b>1'42.769</b>	17.512	32.072	21.009	32.176	327.2
		15 Laps at start			15 Laps at start		13	1'41.549	17.351	31.975	21.018	31.205	334.3
16	7'00.523	21.762	33.748	21.330	31.927	127.3	14	<b>1'42.365</b>	17.568	32.146	21.154	31.497	327.2
17	1'43.309 *	17.597	32.376	21.057	32.279	335.4	15	2'02.616 P	19.207*	37.775*	22.827	42.807	328.2
18	<b>1'41.785</b>	17.257	32.244	20.930	31.354	339.6	<b>Run # 3</b>	<i>Front Tyre</i>	<b>Slick-Soft</b>		<i>Rear Tyre</i>	<b>Slick-Medium</b>	
19	<b>1'42.119</b>	17.364	32.275	20.922	31.558	334.3			15 Laps at start		15 Laps at start		
20	1'49.247 *	19.163*	37.176*	21.214	31.694	338.5	16	6'38.382	20.821	34.690	21.912	32.618	195.2
<b>8th</b>	<b>46</b>	<b>Valentino ROSSI</b>		YAMAHA		ITA	17	<b>1'45.985</b>	18.634	33.496	21.399	32.456	313.9
		Monster Energy Yamaha MotoGP					18	<b>1'44.189</b>	17.681	32.603	21.668	32.237	336.4
		Runs=3	Total laps=20	Full laps=13			19	<b>1'42.544</b>	17.585	32.251	21.129	31.579	334.3
<b>Run # 1</b>	<i>Front Tyre</i>	<b>Slick-Soft</b>		<i>Rear Tyre</i>	<b>Slick-Medium</b>		<b>10th</b>	<b>88</b>	<b>Miguel OLIVEIRA</b>		KTM		POR
		New Tyre			New Tyre				Red Bull KTM Tech 3		Runs=3	Total laps=19	Full laps=12
1	1'59.951	19.850	35.514	22.809	32.935	206.1	<b>Run # 1</b>	<i>Front Tyre</i>	<b>Slick-Soft</b>		<i>Rear Tyre</i>	<b>Slick-Medium</b>	
2	<b>1'43.498</b>	17.990	32.465	21.333	31.710	329.2			New Tyre		New Tyre		
3	<b>1'41.992</b>	17.616	32.133	20.990	31.253	337.5	1	2'18.974	21.931	34.642	22.543	33.138	144.0
4	<b>1'43.302</b>	17.526	32.040	20.902	32.834	335.4	2	<b>1'45.013</b>	17.959	33.077	21.883	32.094	320.4
5	<b>1'41.753</b>	17.311	32.084	21.032	31.326	339.6	3	<b>1'43.456</b>	17.747	32.642	21.239	31.828	323.3
6	1'41.536	17.350	31.983	20.922	31.281	338.5	4	<b>1'42.358</b>	17.469	32.132	21.226	31.531	332.3
7	1'52.411 P	17.276	32.190	20.917	42.028	339.6	5	<b>1'42.201</b>	17.386	32.025	20.951	31.839	339.6
<b>Run # 2</b>	<i>Front Tyre</i>	<b>Slick-Soft</b>		<i>Rear Tyre</i>	<b>Slick-Medium</b>		6	1'41.592	17.277	31.977	21.060	31.278	338.5
		7 Laps at start			7 Laps at start		7	1'53.732 P	17.558	32.532	21.957	41.685	333.3
8	7'51.343	21.177	34.391	21.575	32.507	157.8	<b>Run # 2</b>	<i>Front Tyre</i>	<b>Slick-Soft</b>		<i>Rear Tyre</i>	<b>Slick-Medium</b>	
9	<b>1'43.074</b>	17.698	32.400	21.246	31.730	335.4			7 Laps at start		7 Laps at start		
10	<b>1'42.753</b>	17.442	32.162	21.169	31.980	337.5	8	9'10.458	22.754	33.207	21.478	32.482	143.6
11	<b>1'42.418</b>	17.663	32.241	21.124	31.390	328.2	9	<b>1'44.311</b>	17.467	32.288	21.067	33.489	338.5
12	<b>1'42.672</b>	17.659	32.612	21.092	31.309	339.6	10	<b>1'42.169</b>	17.387	32.309	21.160	31.313	329.2
13	<b>1'43.502</b>	17.420	32.250	21.017	32.815	335.4	11	<b>1'42.246</b>	17.334	32.226	21.024	31.662	339.6
14	<b>1'41.718</b>	17.504	32.015	20.984	31.215	336.4	12	<b>1'42.710</b>	17.252	32.298	20.990	32.170	338.5
15	1'53.520 P	17.373	33.187	21.587	41.373	336.4	13	<b>1'42.204</b>	17.259	32.283	21.165	31.497	338.5
<b>Run # 3</b>	<i>Front Tyre</i>	<b>Slick-Soft</b>		<i>Rear Tyre</i>	<b>Slick-Medium</b>		14	1'55.277 P	17.777	33.594	21.585	42.321	336.4
		15 Laps at start			15 Laps at start		<b>Run # 3</b>	<i>Front Tyre</i>	<b>Slick-Soft</b>		<i>Rear Tyre</i>	<b>Slick-Medium</b>	
16	6'18.467	21.310	33.403	22.579	33.248	146.1			14 Laps at start		14 Laps at start		
17	1'42.907 *	17.819	32.542	21.100	31.446	333.3	15	6'15.026	25.240	33.389	21.540	31.820	109.0
18	<b>1'42.097</b>	17.471	32.175	21.059	31.392	335.4	16	1'43.415 *	17.557	32.223	20.980	32.655	338.5
19	1'46.708 *	19.143*	34.520*	21.244	31.801	336.4	17	<b>1'42.181</b>	17.373	32.259	21.091	31.458	338.5
20	<b>1'41.893</b>	17.332	32.199	20.995	31.367	342.8	18	1'45.259 *	18.911*	33.498*	21.236	31.614	339.6
<b>9th</b>	<b>35</b>	<b>Cal CRUTCHLOW</b>		HONDA		GBR	19	<b>1'42.631</b>	17.615	32.252	21.073	31.691	337.5
		LCR Honda CASTROL					<b>11th</b>	<b>30</b>	<b>Takaaki NAKAGAMI</b>		HONDA		JPN
		Runs=3	Total laps=19	Full laps=14					LCR Honda IDEMITSU		Runs=3	Total laps=20	Full laps=13
<b>Run # 1</b>	<i>Front Tyre</i>	<b>Slick-Soft</b>		<i>Rear Tyre</i>	<b>Slick-Medium</b>		<b>Run # 1</b>	<i>Front Tyre</i>	<b>Slick-Soft</b>		<i>Rear Tyre</i>	<b>Slick-Medium</b>	
		New Tyre			New Tyre				New Tyre		New Tyre		
1	2'19.948	20.725	36.325	24.898	33.359	204.9	1	2'18.258	21.677	35.642	22.671	33.513	177.3
2	<b>1'46.309</b>	18.555	33.137	21.857	32.760	284.9	2	<b>1'45.774</b>	18.469	33.085	22.148	32.072	313.0
3	<b>1'44.501</b>	18.337	33.393	21.249	31.522	307.6	3	<b>1'43.494</b>	17.944	32.559	21.326	31.665	296.7
4	<b>1'42.596</b>	17.717	32.231	21.178	31.470	316.7	4	<b>1'42.472</b>	17.655	32.076	21.316	31.425	317.6
5	<b>1'41.838</b>	17.434	31.999	21.016	31.389	324.3	5	<b>1'42.103</b>	17.406	32.055	21.059	31.583	323.3
6	<b>1'41.650</b>	17.286	32.107	21.060	31.197	335.4	6	<b>1'42.023</b>	17.512	32.026	21.213	31.272	322.3
7	<b>1'42.586</b>	17.400	32.221	21.315	31.650	323.3	7	<b>1'42.623</b>	17.421	32.231	21.566	31.405	329.2
8	1'59.887 P	18.547*	36.433*	22.459	42.448	317.6	8	1'41.609	17.406	31.858	21.126	31.219	337.5
<b>Run # 2</b>	<i>Front Tyre</i>	<b>Slick-Soft</b>		<i>Rear Tyre</i>	<b>Slick-Medium</b>		9	1'57.621 P	18.188	34.141	22.159	43.133	331.2
		8 Laps at start			8 Laps at start								
9	8'08.994 *	19.863	35.272*	24.285	32.687	202.6							
10	<b>1'44.166</b>	18.078	33.002	21.364	31.722	321.4							
11	<b>1'46.094</b>	17.525	35.617	21.234	31.718	337.5							

**Fastest Lap:** Fabio QUARTARARO Petronas Yamaha SR FRA **1'40.431** 17.210 31.670 20.685 30.866

These data/results cannot be reproduced, stored and/or transmitted in whole or in part by any manner of electronic, mechanical, photocopying, recording, broadcasting or otherwise now known or herein after developed without the previous express consent by the copyright owner, except for reproduction in daily press and regular printed publications on sale to the public within 60 days of the event related to those data/results and always provided that copyright symbol appears together as follows below.  
© DORNA, 2020

Official MotoGP Timing by TISSOT  
www.motogp.com



Barcelona, Friday, September 25, 2020

Page 3 of 6



# Free Practice Nr. 1

# MotoGP

Lap	Lap Time	T1	T2	T3	T4	Speed	Lap	Lap Time	T1	T2	T3	T4	Speed		
<b>Run # 2</b>	Front Tyre Slick-Soft			Rear Tyre Slick-Medium			9 Laps at start			9 Laps at start					
10	6'59.586	20.921	33.982	21.811	32.443	163.8	5	<b>1'42.372</b>	17.587	32.208	21.021	31.556	314.8		
11	<b>1'43.570</b>	17.721	32.474	21.590	31.785	333.3	6	<b>1'41.991</b>	17.342	32.075	21.207	31.367	<b>339.6</b>		
12	<b>1'43.125</b>	17.964	32.360	21.255	31.546	329.2	7	1'52.770 P	17.562	32.264	21.211	41.733	332.3		
13	<b>1'42.002</b>	17.568	32.075	<b>20.941</b>	31.418	331.2	<b>Run # 2</b>	Front Tyre Slick-Soft			Rear Tyre Slick-Medium			7 Laps at start	
14	<b>1'41.914</b>	17.519	32.088	21.007	31.300	332.3	8	8'36.107	20.635	33.238	21.551	31.862	168.4		
15	1'54.119 P	17.371	31.935	21.666	43.147	336.4	9	<b>1'42.902</b>	17.557	32.517	21.067	31.761	334.3		
<b>Run # 3</b>	Front Tyre Slick-Soft			Rear Tyre Slick-Medium			15 Laps at start			15 Laps at start					
16	6'45.377	23.750	33.775	21.663	31.779	141.5	10	<b>1'41.944</b>	17.377	32.219	21.000	31.348	335.4		
17	1'42.749 *	17.702	32.253	21.315	31.479	332.3	11	1'42.247 *	17.300	32.348	21.117	31.482	336.4		
18	<b>1'41.666</b>	17.392	31.949	20.995	31.330	337.5	12	<b>1'41.640</b>	17.278	32.054	<b>20.950</b>	31.358	335.4		
19	1'46.632 *	18.758*	34.502*	21.623	31.749	<b>338.5</b>	13	<b>1'41.708</b>	<b>17.216</b>	<b>32.047</b>	20.999	31.446	338.5		
20	<b>1'42.141</b>	<b>17.360</b>	31.989	21.039	31.753	337.5	14	1'55.176 P	17.664*	33.855*	21.386	42.271	337.5		
							<b>Run # 3</b>	Front Tyre Slick-Soft			Rear Tyre Slick-Medium			14 Laps at start	
							15	6'22.680	21.022	32.964	21.349	32.020	159.0		
							16	4'47.282 P	2'55.605	40.067	23.375	48.235	336.4		

**12th** **5** **Johann ZARCO** DUCATI FRA  
Esponsorama Racing

Runs=3 Total laps=21 Full laps=14

Run #	1	Front Tyre	Slick-Soft	Rear Tyre	Slick-Medium	Speed		
		New Tyre		New Tyre				
1	2'18.423	20.104	35.725	22.499	32.986	211.7		
2	<b>1'45.353</b>	18.041	33.226	21.742	32.344	323.3		
3	<b>1'44.695</b>	17.778	32.672	22.199	32.046	335.4		
4	<b>1'42.835</b>	17.546	32.176	21.331	31.782	336.4		
5	<b>1'41.822</b>	17.366	31.975	<b>21.026</b>	31.455	338.5		
6	<b>1'41.625</b>	17.300	<b>31.947</b>	21.038	<b>31.340</b>	340.6		
7	1'56.295 P	<b>17.242</b>	32.927	22.263	43.863	336.4		
<b>Run # 2</b>	Front Tyre Slick-Soft			Rear Tyre Slick-Medium			7 Laps at start	
8	5'35.584	21.011	33.808	21.913	32.806	199.6		
9	1'43.954 *	17.715	32.585	21.472	32.182	337.5		
10	<b>1'42.379</b>	17.489	32.332	21.119	31.439	336.4		
11	<b>1'45.097</b>	17.355	33.091	23.000	31.651	338.5		
12	<b>1'42.564</b>	17.454	32.327	21.109	31.674	336.4		
13	<b>1'47.955</b>	17.940	36.586	21.746	31.683	<b>342.8</b>		
14	<b>1'42.054</b>	17.392	32.125	21.045	31.492	337.5		
15	1'56.712 P	17.441	32.274	22.638	44.359	331.2		
<b>Run # 3</b>	Front Tyre Slick-Soft			Rear Tyre Slick-Medium			15 Laps at start	
16	6'21.639	19.380	33.767	21.926	32.117	197.8		
17	<b>1'42.950</b>	17.436	32.511	21.218	31.785	337.5		
18	1'44.393 *	17.495	32.447	21.191	33.260	338.5		
19	<b>1'42.897</b>	17.414	32.436	21.207	31.840	337.5		
20	<b>1'43.236</b>	17.477	32.452	21.296	32.011	338.5		
21	<b>1'43.121</b>	17.471	32.368	21.270	32.012	337.5		

**13th** **27** **Iker LECUONA** KTM SPA  
Red Bull KTM Tech 3

Runs=3 Total laps=16 Full laps=9

Run #	1	Front Tyre	Slick-Soft	Rear Tyre	Slick-Medium	Speed
		New Tyre		New Tyre		
1	2'11.797	21.686	35.410	22.165	32.726	198.5
2	<b>1'44.876</b>	18.647	33.051	21.533	31.645	289.5
3	<b>1'43.090</b>	18.022	32.323	21.259	31.486	310.3
4	<b>1'42.294</b>	17.538	32.310	21.196	<b>31.250</b>	328.2

**14th** **38** **Bradley SMITH** APRILIA GBR  
Aprilia Racing Team Gresini

Runs=3 Total laps=21 Full laps=16

Run #	1	Front Tyre	Slick-Soft	Rear Tyre	Slick-Medium	Speed		
		New Tyre		New Tyre				
1	2'46.715	20.503	35.640	23.066	33.721	198.1		
2	<b>1'46.518</b>	18.619	33.218	22.012	32.669	311.2		
3	<b>1'44.436</b>	18.203	32.695	21.542	31.996	323.3		
4	<b>1'43.637</b>	17.907	32.621	21.285	31.824	329.2		
5	<b>1'43.068</b>	17.699	32.319	21.295	31.755	328.2		
6	<b>1'43.027</b>	17.786	32.263	21.233	31.745	332.3		
7	<b>1'42.434</b>	17.633	32.138	21.136	31.527	332.3		
8	<b>1'42.134</b>	17.450	32.119	21.161	31.404	337.5		
9	<b>1'42.099</b>	17.468	32.120	21.049	31.462	335.4		
10	<b>1'41.643</b>	<b>17.364</b>	<b>32.006</b>	<b>20.876</b>	<b>31.397</b>	<b>338.5</b>		
11	1'59.482 P	19.994	35.714	21.667	42.107	323.3		
<b>Run # 2</b>	Front Tyre Slick-Soft			Rear Tyre Slick-Medium			11 Laps at start	
12	6'13.232	20.270	34.866	22.258	32.197	204.1		
13	<b>1'43.728</b>	17.976	32.646	21.313	31.793	334.3		
14	<b>1'43.375</b>	17.750	32.635	21.193	31.797	338.5		
15	<b>1'43.050</b>	17.716	32.468	21.106	31.760	335.4		
16	<b>1'42.831</b>	17.625	32.373	21.137	31.696	334.3		
17	<b>1'42.808</b>	17.736	32.272	21.153	31.647	334.3		
18	<b>1'42.509</b>	17.565	32.267	21.097	31.580	337.5		
19	1'55.122 P	17.645	32.373	22.891*	42.213	337.5		
<b>Run # 3</b>	Front Tyre Slick-Soft			Rear Tyre Slick-Medium			19 Laps at start	
20	5'35.381	19.186	33.821	21.522	32.379	211.3		
21	<b>1'43.195</b>	17.771	32.540	21.204	31.680	338.5		

**15th** **63** **Francesco BAGNAIA** DUCATI ITA  
Pramac Racing

Runs=3 Total laps=16 Full laps=7

Run #	1	Front Tyre	Slick-Soft	Rear Tyre	Slick-Medium	Speed
		New Tyre		New Tyre		
1	2'39.144	21.952	36.687	22.928	34.172	183.9
2	<b>1'48.553</b>	19.029	34.216	21.673	33.635	301.6
3	<b>1'44.252</b>	18.094	32.631	21.428	32.099	327.2

**Fastest Lap:** Fabio QUARTARARO Petronas Yamaha SR FRA **1'40.431** 17.210 31.670 20.685 30.866

These data/results cannot be reproduced, stored and/or transmitted in whole or in part by any manner of electronic, mechanical, photocopying, recording, broadcasting or otherwise now known or herein after developed without the previous express consent by the copyright owner, except for reproduction in daily press and regular printed publications on sale to the public within 60 days of the event related to those data/results and always provided that copyright symbol appears together as follows below.  
© DORNA, 2020



# Free Practice Nr. 1

MotoGP

Lap	Lap Time	T1	T2	T3	T4	Speed	Lap	Lap Time	T1	T2	T3	T4	Speed
4	1'42.746	17.527	32.197	21.073	31.949	340.6	6	1'42.305	17.272	32.095	21.304	31.634	339.6
5	1'42.592 *	17.365	32.154	21.190	31.883*	342.8	7	1'42.165	17.271	32.150	21.153	31.591	335.4
6	1'42.580	17.412	32.159	20.972	32.037	343.9	8	1'53.690 P	17.377	32.735	21.898	41.680	324.3
7	1'42.559	17.378	32.134	20.997	32.050	341.7	<b>Run # 2</b>		<b>Front Tyre Slick-Soft</b>		<b>Rear Tyre Slick-Medium</b>		
8	2'00.223 P	18.101	35.376	22.649	44.097	336.4			<b>8 Laps at start</b>		<b>8 Laps at start</b>		
<b>Run # 2</b>		<b>Front Tyre Slick-Soft</b>		<b>Rear Tyre Slick-Medium</b>									
		<b>8 Laps at start</b>		<b>8 Laps at start</b>									
9	8'08.040	20.995	36.361	22.222	35.237	176.4	9	7'07.567	19.878	33.062	21.393	31.623	181.8
10	2'01.611 P	18.652	33.878	25.257*	43.824	323.3	10	1'42.696	17.458	32.369	21.010	31.859	339.6
<b>Run # 3</b>		<b>Front Tyre Slick-Medium</b>		<b>Rear Tyre Slick-Soft</b>									
		<b>New Tyre</b>		<b>New Tyre</b>									
11	11'38.821	22.159	36.284	22.439	33.113	147.7	11	1'43.959	17.374	32.571	21.948	32.066	340.6
12	1'45.174 *	18.106	32.814	21.474*	32.780	338.5	12	1'43.668	17.412	33.123	21.451	31.682	339.6
13	1'46.259	18.140	35.098	21.271	31.750	325.3	13	1'47.209	17.551	32.476	21.158	36.024	337.5
14	1'41.958 *	17.323	32.044	21.050	31.541*	342.8	14	1'42.507	17.340	32.391	21.153	31.623	340.6
15	1'43.833 *	17.734*	33.243*	21.213	31.643*	341.7	15	1'54.124 P	17.387	32.629	21.719	42.389	341.7
16	1'41.790	17.365	31.988	20.822	31.615	342.8	<b>Run # 3</b>		<b>Front Tyre Slick-Soft</b>		<b>Rear Tyre Slick-Medium</b>		
		<b>15 Laps at start</b>		<b>15 Laps at start</b>									
16	8'27.554	21.022	33.591	21.527	36.975	162.6	16	8'27.554	21.022	33.591	21.527	36.975	162.6
17	1'48.224 *	18.468*	34.809*	21.251	33.696	339.6	17	1'48.224 *	18.468*	34.809*	21.251	33.696	339.6
18	1'43.363	17.469	32.608	21.350	31.936	337.5	18	1'43.363	17.469	32.608	21.350	31.936	337.5
19	1'43.234	17.599	32.532	21.211	31.892	339.6	19	1'43.234	17.599	32.532	21.211	31.892	339.6

**16th 44** Pol ESPARGARO KTM SPA  
Red Bull KTM Factory Racing

Runs=3 Total laps=18 Full laps=11

Run #	Front Tyre	Slick-Soft	Rear Tyre	Slick-Medium	New Tyre	New Tyre
1	2'11.091	21.828	35.177	21.964	32.699	194.5
2	1'43.681	17.790	32.707	21.434	31.750	339.6
3	1'48.383 *	19.787*	34.615*	21.858	32.123	329.2
4	1'42.414	17.506	32.412	21.168	31.328	339.6
5	1'45.025	17.287	32.016	21.056	34.666	341.7
6	1'41.833	17.404	32.079	20.972	31.378	345.0
7	2'00.405 P	19.026	36.110	22.999	42.270	337.5
<b>Run # 2</b>		<b>Front Tyre Slick-Soft</b>		<b>Rear Tyre Slick-Medium</b>		
		<b>7 Laps at start</b>		<b>7 Laps at start</b>		
8	8'03.217	18.746	33.770	21.580	32.131	211.3
9	1'44.851	17.622	32.546	22.649	32.034	340.6
10	1'42.258	17.438	32.226	21.107	31.487	340.6
11	1'42.003	17.275	32.089	21.195	31.444	339.6
12	1'45.745	17.392	32.088	23.562	32.703	341.7
13	1'54.198 P	17.414	32.198	20.940	43.646	341.7
<b>Run # 3</b>		<b>Front Tyre Slick-Soft</b>		<b>Rear Tyre Slick-Medium</b>		
		<b>13 Laps at start</b>		<b>13 Laps at start</b>		
14	9'25.436	19.242	34.337	23.256	32.943	230.2
15	1'45.659	17.886	33.440	21.551	32.782	339.6
16	1'43.456	17.588	32.763	21.329	31.776	337.5
17	1'42.437	17.463	32.192	21.031	31.751	338.5
18	1'58.848 P	17.700	36.069	22.162	42.917	338.5

**17th 6** Stefan BRADL HONDA GER  
Repsol Honda Team

Runs=3 Total laps=19 Full laps=13

Run #	Front Tyre	Slick-Soft	Rear Tyre	Slick-Medium	New Tyre	New Tyre
1	2'02.748	20.387	34.910	22.917	32.924	213.0
2	1'45.137	18.307	32.892	21.861	32.077	296.7
3	1'43.343	17.836	32.523	21.469	31.515	318.5
4	1'43.299	17.627	32.202	21.478	31.992	325.3
5	1'41.969	17.448	32.118	21.179	31.224	339.6

**18th 43** Jack MILLER DUCATI AUS  
Pramac Racing

Runs=3 Total laps=17 Full laps=9

Run #	Front Tyre	Slick-Soft	Rear Tyre	Slick-Medium	New Tyre	New Tyre
1	2'04.827	18.779	34.813	22.108	33.162	226.4
2	1'44.169	17.803	32.832	21.368	32.166	336.4
3	2'06.648	32.200	38.583	21.760	34.105	347.2
4	1'45.985 *	18.756*	33.921*	21.315	31.993	345.0
5	1'42.555	17.503	32.223	21.150	31.679	339.6
6	1'42.658	17.466	32.305	21.231	31.656	339.6
7	1'42.287	17.433	32.183	21.096	31.575	340.6
8	1'55.976 P	17.535	33.900	21.986	42.555	342.8
<b>Run # 2</b>		<b>Front Tyre Slick-Soft</b>		<b>Rear Tyre Slick-Medium</b>		
		<b>8 Laps at start</b>		<b>8 Laps at start</b>		
9	7'58.702	22.280	36.259	22.071	34.203	169.2
10	1'43.184	17.758	32.555	21.199	31.672	340.6
11	1'55.297 P	17.505	32.335	22.917	42.540	340.6
<b>Run # 3</b>		<b>Front Tyre Slick-Soft</b>		<b>Rear Tyre Slick-Medium</b>		
		<b>11 Laps at start</b>		<b>11 Laps at start</b>		
12	10'29.525	22.451	33.723	22.471	32.427	158.3
13	1'46.374	17.770	32.659	21.317	34.628	335.4
14	1'43.365 *	17.639	32.904	21.127	31.695	340.6
15	1'44.443	17.436	32.214	21.025	33.768	342.8
16	1'45.469 *	18.263*	34.268*	21.278	31.660	345.0
17	1'42.026	17.402	32.145	21.034	31.445	343.9

**19th 9** Danilo PETRUCCI DUCATI ITA  
Ducati Team

Runs=3 Total laps=20 Full laps=13

Run #	Front Tyre	Slick-Soft	Rear Tyre	Slick-Medium	New Tyre	New Tyre
1	2'09.200	22.114	34.457	22.356	33.170	177.3
2	1'45.255	18.067	33.260	21.586	32.342	335.4
3	1'43.759	17.854	32.734	21.172	31.999	336.4
4	1'48.401	17.596	32.318	20.932	37.555	336.4
5	1'42.248	17.505	32.088	21.023	31.632	339.6

**Fastest Lap:** Fabio QUARTARARO Petronas Yamaha SR FRA 1'40.431 17.210 31.670 20.685 30.866

These data/results cannot be reproduced, stored and/or transmitted in whole or in part by any manner of electronic, mechanical, photocopying, recording, broadcasting or otherwise now known or herein after developed without the previous express consent by the copyright owner, except for reproduction in daily press and regular printed publications on sale to the public within 60 days of the event related to those data/results and always provided that copyright symbol appears together as follows below.  
© DORNA, 2020



# Free Practice Nr. 1

MotoGP

Lap	Lap Time	T1	T2	T3	T4	Speed	Lap	Lap Time	T1	T2	T3	T4	Speed	
6	1'47.512 *	19.175*	35.153*	21.248	31.936	341.7	2	1'43.949	18.292	32.585	21.363	31.709	293.4	
7	1'42.059	17.396	32.063	21.047	31.553	342.8	3	1'43.321	17.825	32.179	21.453	31.864	328.2	
8	2'01.396 P	17.738	36.286	24.565	42.807	338.5	4	1'47.586	17.785	32.478	21.095	36.228	329.2	
<b>Run # 2</b>	<b>Front Tyre Slick-Soft</b>	<b>Rear Tyre Slick-Medium</b>		<b>8 Laps at start</b>		<b>8 Laps at start</b>		5	1'42.545	17.543	32.204	21.092	31.706	336.4
9	7'41.725	19.931	33.760	21.612	32.217	198.1	6	1'42.335	17.673	31.944	20.891	31.827	338.5	
10	1'43.807	17.735	32.718	21.316	32.038	339.6	7	1'52.234	17.664	38.762	22.746	33.062	336.4	
11	1'42.847	17.601	32.428	21.064	31.754	339.6	8	1'52.736 P	17.743	32.225	21.173	41.595	339.6	
12	1'47.108 *	18.697*	34.256*	22.317	31.838	337.5	<b>Run # 2</b>	<b>Front Tyre Slick-Soft</b>	<b>Rear Tyre Slick-Medium</b>		<b>8 Laps at start</b>		<b>8 Laps at start</b>	
13	1'42.330	17.468	32.156	21.071	31.635	340.6	9	7'21.088	22.376	35.604	21.940	32.819	136.8	
14	1'54.939 P	17.567	32.281	21.333	43.758	338.5	10	1'43.575	18.031	32.584	21.075	31.885	320.4	
<b>Run # 3</b>	<b>Front Tyre Slick-Soft</b>	<b>Rear Tyre Slick-Hard</b>		<b>14 Laps at start</b>		<b>New Tyre</b>		11	1'42.366	17.646	32.235	20.969	31.516	334.3
15	6'12.422	20.848	33.529	22.259	33.254	186.8	12	1'55.425 *	26.621*	35.141*	21.273	32.390	340.6	
16	1'44.357	17.756	32.740	21.361	32.500	338.5	13	1'47.669	17.998	34.680	21.124	33.867	337.5	
17	1'47.299	17.852	34.979	22.163	32.305	337.5	14	1'43.214	17.669	32.410	21.343	31.792	338.5	
18	1'42.252	17.414	32.103	21.057	31.678	340.6	15	2'01.160 P	17.707	32.400	20.885	50.168	335.4	
19	1'42.104	17.402	32.145	21.031	31.526	339.6	<b>Run # 3</b>	<b>Front Tyre Slick-Soft</b>	<b>Rear Tyre Slick-Medium</b>		<b>15 Laps at start</b>		<b>15 Laps at start</b>	
20	1'56.936	19.982	38.208	23.767	34.979	282.7	16	6'41.916	21.704	34.330	22.403	35.274	158.1	

**20th 73 Alex MARQUEZ** HONDA SPA  
 Repsol Honda Team  
 Runs=2 Total laps=22 Full laps=14

Run #	Front Tyre	Slick-Soft	Rear Tyre	Slick-Medium	New Tyre		
1	2'02.369	20.641	35.338	22.864	32.936	208.4	
2	1'45.191 *	18.259	32.869	21.892*	32.171	298.3	
3	1'43.353	17.927	32.593	21.275	31.558	325.3	
4	1'43.122 *	17.600	32.281	21.607*	31.634	335.4	
5	1'42.061	17.367	32.164	21.100	31.430	341.7	
6	1'42.497	17.284	32.181	21.393	31.639	343.9	
7	1'42.083	17.277	32.161	21.201	31.444	342.8	
8	1'43.177	17.220	32.173	22.014	31.770	342.8	
9	1'42.337	17.231	32.136	21.226	31.744	342.8	
10	1'54.506 P	17.390	33.355	22.046	41.715	342.8	
<b>Run # 2</b>	<b>Front Tyre Slick-Soft</b>	<b>Rear Tyre Slick-Medium</b>		<b>10 Laps at start</b>		<b>10 Laps at start</b>	
11	8'54.532	21.725	35.221	22.107	32.054	173.9	
12	1'43.862	17.933	32.586	21.520	31.823	325.3	
13	1'42.545	17.485	32.290	21.247	31.523	342.8	
14	1'42.168	17.379	32.185	21.044	31.560	342.8	
15	1'42.175	17.286	32.308	21.126	31.455	341.7	
16	1'44.370 *	17.643*	33.218*	21.686	31.823	342.8	
17	1'42.939	17.434	32.448	21.409	31.648	337.5	
18	1'43.586 *	17.417	32.457	21.208	32.504	341.7	
19	1'45.095	17.870	34.313	21.302	31.610	329.2	
20	1'42.968	17.328	32.371	21.108	32.161	342.8	
21	1'44.131 *	17.709*	33.420*	21.266	31.736	341.7	
22	1'42.424	17.385	32.321	21.072	31.646	340.6	

**21st 33 Brad BINDER** KTM RSA  
 Red Bull KTM Factory Racing  
 Runs=3 Total laps=20 Full laps=14

Run #	Front Tyre	Slick-Soft	Rear Tyre	Slick-Medium	New Tyre	
1	2'11.941	23.053	35.779	22.576	32.508	168.2

**22nd 53 Tito RABAT** DUCATI SPA  
 Esponsorama Racing  
 Runs=3 Total laps=18 Full laps=11

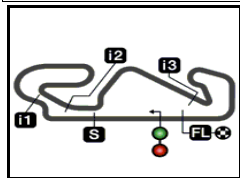
Run #	Front Tyre	Slick-Soft	Rear Tyre	Slick-Medium	New Tyre		
1	2'15.622	20.639	37.006	23.232	34.417	199.2	
2	1'50.563	19.225	35.035	22.868	33.435	307.6	
3	1'46.436	18.328	33.886	21.777	32.445	313.0	
4	1'45.624	17.991	33.610	21.639	32.384	322.3	
5	1'55.914 P	17.996	33.019	21.745	43.154	328.2	
<b>Run # 2</b>	<b>Front Tyre Slick-Soft</b>	<b>Rear Tyre Slick-Medium</b>		<b>5 Laps at start</b>		<b>5 Laps at start</b>	
6	7'53.666	22.783	49.638	22.968	33.565	173.0	
7	1'45.850	18.281	33.330	21.747	32.492	325.3	
8	1'44.741 *	17.903	32.916	21.631	32.291	325.3	
9	1'45.649	17.817	32.951	21.497	33.384	319.5	
10	1'43.668	17.796	32.758	21.236	31.878	324.3	
11	1'45.994	17.653	32.545	21.184	34.612	334.3	
12	1'45.536	17.941	32.561	21.469	33.565	327.2	
13	1'42.992	17.643	32.263	21.273	31.813	334.3	
14	1'59.744 P	17.677	33.535	22.261	46.271	336.4	
<b>Run # 3</b>	<b>Front Tyre Slick-Soft</b>	<b>Rear Tyre Slick-Medium</b>		<b>14 Laps at start</b>		<b>14 Laps at start</b>	
15	6'22.316	23.763	33.997	21.535	31.967	142.2	
16	1'47.374	17.920	33.515	21.592	34.347	336.4	
17	1'47.844	17.617	32.513	21.047	36.667	330.2	
18	1'56.107 P	17.874	32.512	21.307	44.414	331.2	

**Fastest Lap:** Fabio QUARTARARO Petronas Yamaha SR FRA 1'40.431 17.210 31.670 20.685 30.866

These data/results cannot be reproduced, stored and/or transmitted in whole or in part by any manner of electronic, mechanical, photocopying, recording, broadcasting or otherwise now known or herein after developed without the previous express consent by the copyright owner, except for reproduction in daily press and regular printed publications on sale to the public within 60 days of the event related to those data/results and always provided that copyright symbol appears together as follows below.  
 © DORNA, 2020







4627 m.

## GRAN PREMI MONSTER ENERGY DE CATALUNYA

## Free Practice Nr. 1

## Best Partial Times

MotoGP™

*IT* Ideal Lap Time, sum of the best partial times*BT* Best Lap Time

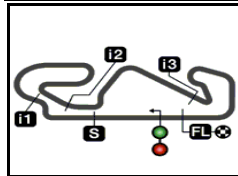
<i>T1</i>		<i>T2</i>		<i>T3</i>		<i>T4</i>				<i>IT</i>	<i>BT</i>	
Pos	Rider	Time	Rider	Time	Rider	Time	Rider	Time	Pos	Rider		
1	A.DOVIZIOSO	17.113	F.QUARTARARO	31.581	F.QUARTARARO	20.680	F.QUARTARARO	30.866	1	F.QUARTARAR	1'40.315	1'40.431 (1)
2	M.VIÑALES	17.173	F.MORBIDELLI	31.734	A.RINS	20.756	A.DOVIZIOSO	31.098	2	A.DOVIZIOSO	1'40.855	1'40.861 (2)
3	F.QUARTARARO	17.188	M.VIÑALES	31.763	A.DOVIZIOSO	20.784	M.VIÑALES	31.126	3	M.VIÑALES	1'40.867	1'41.105 (4)
4	I.LECUONA	17.216	J.MIR	31.785	J.MIR	20.803	F.MORBIDELLI	31.136	4	J.MIR	1'40.987	1'41.060 (3)
5	A.MARQUEZ	17.220	T.NAKAGAMI	31.858	M.VIÑALES	20.805	J.MIR	31.169	5	F.MORBIDELLI	1'41.014	1'41.219 (6)
6	J.MIR	17.230	A.DOVIZIOSO	31.860	A.ESPARGARO	20.808	C.CRUTCHLOW	31.197	6	A.ESPARGAR	1'41.156	1'41.195 (5)
7	A.RINS	17.237	A.ESPARGARO	31.860	F.BAGNAIA	20.822	V.ROSSI	31.215	7	A.RINS	1'41.261	1'41.316 (7)
8	J.ZARCO	17.242	B.BINDER	31.944	F.MORBIDELLI	20.852	T.NAKAGAMI	31.219	8	V.ROSSI	1'41.376	1'41.536 (8)
9	M.OLIVEIRA	17.252	J.ZARCO	31.947	B.SMITH	20.876	S.BRADL	31.224	9	T.NAKAGAMI	1'41.378	1'41.609 (11)
10	A.ESPARGARO	17.264	C.CRUTCHLOW	31.975	B.BINDER	20.885	A.ESPARGARO	31.224	10	M.OLIVEIRA	1'41.458	1'41.592 (10)
11	S.BRADL	17.271	M.OLIVEIRA	31.977	V.ROSSI	20.902	I.LECUONA	31.250	11	I.LECUONA	1'41.463	1'41.640 (13)
12	P.ESPARGARO	17.275	V.ROSSI	31.983	D.PETRUCCI	20.932	A.RINS	31.251	12	C.CRUTCHLO	1'41.467	1'41.549 (9)
13	V.ROSSI	17.276	F.BAGNAIA	31.988	P.ESPARGARO	20.940	M.OLIVEIRA	31.278	13	J.ZARCO	1'41.555	1'41.625 (12)
14	C.CRUTCHLOW	17.286	B.SMITH	32.006	T.NAKAGAMI	20.941	P.ESPARGARO	31.328	14	P.ESPARGAR	1'41.559	1'41.833 (16)
15	F.MORBIDELLI	17.292	P.ESPARGARO	32.016	I.LECUONA	20.950	J.ZARCO	31.340	15	S.BRADL	1'41.600	1'41.969 (17)
16	F.BAGNAIA	17.323	A.RINS	32.017	M.OLIVEIRA	20.951	B.SMITH	31.397	16	B.SMITH	1'41.643	1'41.643 (14)
17	T.NAKAGAMI	17.360	I.LECUONA	32.047	C.CRUTCHLOW	21.009	A.MARQUEZ	31.430	17	F.BAGNAIA	1'41.748	1'41.790 (15)
18	B.SMITH	17.364	D.PETRUCCI	32.063	S.BRADL	21.010	J.MILLER	31.445	18	A.MARQUEZ	1'41.830	1'42.061 (20)
19	D.PETRUCCI	17.396	S.BRADL	32.095	J.MILLER	21.025	B.BINDER	31.516	19	B.BINDER	1'41.863	1'42.335 (21)
20	J.MILLER	17.402	A.MARQUEZ	32.136	J.ZARCO	21.026	D.PETRUCCI	31.526	20	D.PETRUCCI	1'41.917	1'42.059 (19)
21	B.BINDER	17.518	J.MILLER	32.145	A.MARQUEZ	21.044	F.BAGNAIA	31.615	21	J.MILLER	1'42.017	1'42.026 (18)
22	T.RABAT	17.617	T.RABAT	32.263	T.RABAT	21.047	T.RABAT	31.813	22	T.RABAT	1'42.740	1'42.992 (22)

These data/results cannot be reproduced, stored and/or transmitted in whole or in part by any manner of electronic, mechanical, photocopying, recording, broadcasting or otherwise now known or herein after developed without the previous express consent by the copyright owner, except for reproduction in daily press and regular printed publications on sale to the public within 60 days of the event related to those data/results and always provided that copyright symbol appears together as follows below.

© DORNA, 2020


Official MotoGP Timing by TISSOT  
www.motogp.com





4627 m.

**GRAN PREMI MONSTER ENERGY DE CATALUNYA****Free Practice Nr. 1****Fastest Laps Sequence**

<i>Practice Time</i>	 <i>Rider</i>	<i>Nation</i>	<i>Motorcycle</i>	<i>Time</i>	<i>Km/h</i>	<i>Rider's Lap</i>
<b>3'42.772</b>	21 <b>Franco MORBIDELLI</b>	ITA	YAMAHA	<b>1'43.791</b>	160.4	2
<b>3'43.449</b>	46 <b>Valentino ROSSI</b>	ITA	YAMAHA	<b>1'43.498</b>	160.9	2
<b>3'44.697</b>	20 <b>Fabio QUARTARARO</b>	FRA	YAMAHA	<b>1'43.333</b>	161.1	2
<b>5'22.877</b>	12 <b>Maverick VIÑALES</b>	SPA	YAMAHA	<b>1'43.205</b>	161.3	2
<b>5'24.835</b>	21 <b>Franco MORBIDELLI</b>	ITA	YAMAHA	<b>1'42.063</b>	163.2	3
<b>5'25.441</b>	46 <b>Valentino ROSSI</b>	ITA	YAMAHA	<b>1'41.992</b>	163.3	3
<b>5'26.248</b>	20 <b>Fabio QUARTARARO</b>	FRA	YAMAHA	<b>1'41.551</b>	164.0	3
<b>7'06.242</b>	21 <b>Franco MORBIDELLI</b>	ITA	YAMAHA	<b>1'41.407</b>	164.2	4
<b>7'07.625</b>	20 <b>Fabio QUARTARARO</b>	FRA	YAMAHA	<b>1'41.377</b>	164.3	4
<b>8'46.137</b>	12 <b>Maverick VIÑALES</b>	SPA	YAMAHA	<b>1'41.272</b>	164.4	4
<b>10'27.242</b>	12 <b>Maverick VIÑALES</b>	SPA	YAMAHA	<b>1'41.105</b>	164.7	5
<b>12'11.706</b>	20 <b>Fabio QUARTARARO</b>	FRA	YAMAHA	<b>1'40.972</b>	164.9	7
<b>41'31.865</b>	20 <b>Fabio QUARTARARO</b>	FRA	YAMAHA	<b>1'40.584</b>	165.6	17
<b>46'33.549</b>	20 <b>Fabio QUARTARARO</b>	FRA	YAMAHA	<b>1'40.431</b>	165.8	20

These data/results cannot be reproduced, stored and/or transmitted in whole or in part by any manner of electronic, mechanical, photocopying, recording, broadcasting or otherwise now known or herein after developed without the previous express consent by the copyright owner, except for reproduction in daily press and regular printed publications on sale to the public within 60 days of the event related to those data/results and always provided that copyright symbol appears together as follows below.

© DORNA, 2020

Official MotoGP Timing by TISSOT  
www.motogp.com

**Barcelona, Friday, September 25, 2020**

